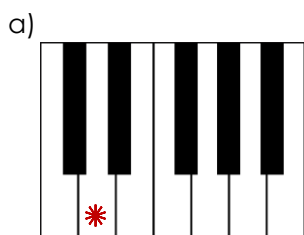


Tones and Semitones

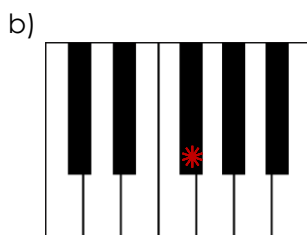
Theory in Practise Activity

Task A

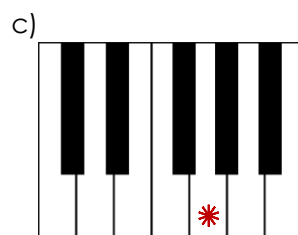
1. Circle the note which is a tone **above** the starred notes.
Write the name of the notes below.



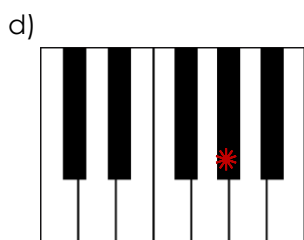
___ is a tone above ___




___ is a tone above ___



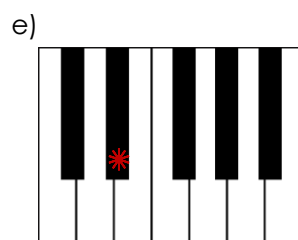
___ is a tone above ___



___ is a tone above ___

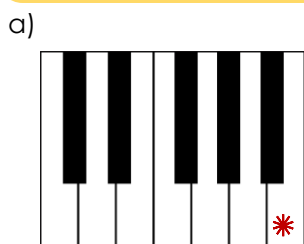


___ is a tone above ___

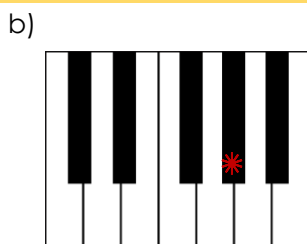


___ is a tone above ___

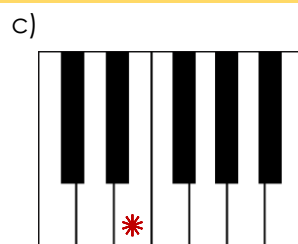
2. Circle the note which is a semitone **below** the starred notes.
Write the name of the notes below.



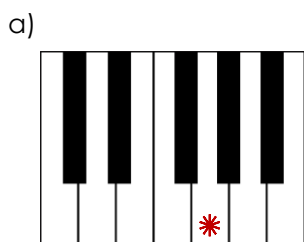
___ is a semitone below ___



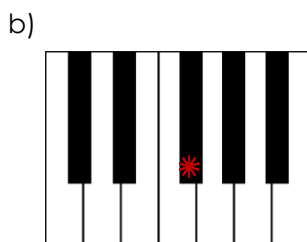
___ is a semitone below ___



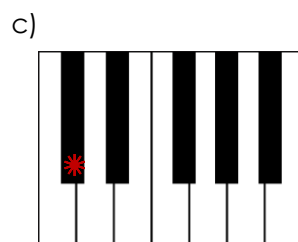
___ is a semitone below ___




___ is a semitone below ___



___ is a semitone below ___



___ is a semitone below ___



Task B

Answer the following questions about **tones** and **semitones** below. You can use the piano keys to help you.

1. Which note is a semitone higher than D sharp?

2. Which note is a tone higher than G?

3. Which note is a tone higher than F?

4. Which note is a semitone lower than C?

5. Which note is a semitone lower than A flat?

6. Which note is a tone higher than B flat?

7. Which note is a tone lower than E?

8. Which note is a tone lower than G sharp?

9. Which note is a semitone higher than D sharp?

10. Which note is a tone higher than F sharp?